

Year 1 English Text drivers, Long Term Overview & Progression of skills - 23-24

<p>Autumn 1 - 7 weeks Paws, Claws & Whiskers/ </p>	Week 1	Week 2	Week 3	Week 4	Week 5	Week 6	Week 7	
<p>TEXT DRIVER</p>	<p>Shark in the park - Nick Sharratt </p>		<p>Animalphabet - Julia Donaldson </p>		<p>Oi Frog - Kes Grey </p>		<p>ASSESSMENT WEEK - PHONICS ASSESSMENT Y1 - CEW READING & SPELLING</p>	
<p>Composition</p>	<p>ENTERTAIN RHYMING STRINGS</p> <p>Creating rhyming strings to read aloud.</p>	<p>INFORM SIMPLE SENTENCES</p> <p>En1/3.3a i. Write sentences by: saying out loud what they are going to write about. ii. Composing a sentence orally before writing it. En1/3/3b Discuss what they have written with the teacher.</p>	<p>INFORM ALPHABETICALLY ORDERED LISTS</p> <p>En1/3/3b Discuss what they have written with the teacher.</p> <p>Alphabetically ordered animal lists.</p>	<p>INFORM SENTENCES FOR BOOK FOR VETS ROLE PLAY</p> <p>En1/3.3a i. Write sentences by: saying out loud what they are going to write about. ii. Composing a sentence orally before writing it. En1/3/3b Discuss what they have written with the teacher.</p>	<p>ENTERTAIN FUNNY RHYMING PAIRS</p> <p>Creating funny rhyming strings to read aloud. (see below)</p>	<p>ENTERTAIN/ INFORM</p> <p>En1/3.3a i. Write sentences by: saying out loud what they are going to write about. ii. Composing a sentence orally before writing it. En1/3/3b Discuss what they have written with the teacher.</p>		
<p>Example of outcomes:</p>	<p>cat, bat, hat, mat, sat shark, park, dark, mark</p>	<p>I can see a cat. I can see a cat on a mat. I can see a shark in the park.</p>	<p>ant bear cat dog eel fish goat</p>	<p>A fish can swim. A dog can run and jump. A cheetah can run fast and climb trees.</p>	<p>A lion on an iron. A pig on a wig. A fish in a dish. An eel on a seal.</p>	<p>On Monday I saw a cat on a mat. On Tuesday I saw a dog on a log. On Wednesday I saw a fish in a dish. On Thursday I saw a goat in a coat. On Friday I saw a shark in the park. On Saturday I saw a bear on a chair. On Sunday I saw a snake on a cake.</p>		

Year 1 English Text drivers, Long Term Overview & Progression of skills - 23-24

Spelling	En1/3.1a i. Words containing phonemes already taught ii. Common Exception words	En1/3.1a i. Words containing phonemes already taught ii. Common Exception words ii. Name the letters of the alphabet in order. En1/3.1d Apply simple spelling rules when spelling animal names.	En1/3.1a i. Words containing phonemes already taught ii. Common Exception words iii. The days of the week	En1/3.1a i. Words containing phonemes already taught ii. Common Exception words En1/3.3a
Handwriting & Presentation - Kinetic letters				
Vocabulary, grammar and punctuation	En1/3.4a i. Leave spaces between words iii. Begin to punctuate sentences using a capital letter and a full stop. iv. Use capital letters for people, places, days of the week and personal pronoun 'I' Appendix 2 vocab: Revise the terms word, sentence, rhyme	En1/3.4a i. Leave spaces between words iii. Begin to punctuate sentences using a capital letter and a full stop. iv. Use capital letters for people, places, days of the week and personal pronoun 'I' Appendix 2 vocab: Revise the terms word, sentence.	En1/3.4a i. Leave spaces between words iii. Begin to punctuate sentences using a capital letter and a full stop. iv. Use capital letters for people, places, days of the week and personal pronoun 'I' Appendix 2 vocab: Revise the terms word, sentence, rhyme	
Word Reading	En1/2.1a Apply phonic knowledge and skills as the route to decode words. En1/2.1b Respond speedily with the correct sound to grapheme for all 40+ phonemes.	En1/2.1a Apply phonic knowledge and skills as the route to decode words. En1/2.1b Respond speedily with the correct sound to grapheme for all 40+ phonemes.	En1/2.1a Apply phonic knowledge and skills as the route to decode words. En1/2.1b Respond speedily with the correct sound to grapheme for all 40+ phonemes .En1.2.1c Read accurately by blending sounds in unfamiliar words containing GPC's taught. En1.2.1d Read common exception words.	En1/2.1a Apply phonic knowledge and skills as the route to decode words. En1/2.1b Respond speedily with the correct sound to grapheme for all 40+ phonemes .En1.2.1c Read accurately by blending sounds in unfamiliar words containing GPC's taught. En1.2.1d Read common exception words.
Comprehension	En1/2.2c Participate in discussion about what is read to them, taking turns and listening to what others say. En1/2.2a iv. Recognise and join in with predictable phrases. v. Learn to appreciate rhymes and poems and recite some by heart.	En1/2.2b Discuss the significance of the title and events. En1/2.2c Participate in discussion about what is read to them, taking turns and listening to what others say.	En1/2.2b Discuss the significance of the title and events. En1/2.2c Participate in discussion about what is read to them, taking turns and listening to what others say. En1/2.2a iv. Recognise and join in with predictable phrases. v. Learn to appreciate rhymes and poems and recite some by heart.	



Year 1 English Text drivers, Long Term Overview & Progression of skills - 23-24

Example of outcomes:	In the pet shop I saw: monkeys elephants seals lions	Dear Mummy, I went to the supermarket today and I saw monkeys eating bananas and Polar bears eating fish,	Slugs eat dead leaves. Slugs make the soil rich. Slugs eat the flies. EXT - conjunction - so.	I feel sad because xxxx. Don't be sad slug, I know that you are good at eating dead leaves.	I need a bowl because it would need somewhere to swim. I need some stones and weeds because they make the tank look nice. EXT -conjunction - because.	Dear xxx, I think I should come and live with you because I xxxx and xxxx and xxxx.	
Spelling	En1/3.1a i. Words containing phonemes already taught ii. Common Exception words En1/3.3a i. Write sentences by: saying out loud what they are going to write about. ii. Composing a sentence orally before writing it. En1/3/3b Discuss what they have written with the teacher.	En1/3.1a i. Words containing phonemes already taught ii. Common Exception words En1/3.3a i. Write sentences by: saying out loud what they are going to write about. ii. Composing a sentence orally before writing it. En1/3/3b Discuss what they have written with the teacher.	En1/3.1a i. Words containing phonemes already taught ii. Common Exception words En1/3.3a i. Write sentences by: saying out loud what they are going to write about. ii. Composing a sentence orally before writing it. En1/3/3b Discuss what they have written with the teacher.				
Handwriting & Presentation - Kinetic letters							
Vocabulary, grammar and punctuation	En1/3.4a i. Leave spaces between words ii. Join words and clauses using 'and' iii. Begin to punctuate sentences using a capital letter, full stop question mark and exclamation mark. iv. Use capital letters for people, places, days of the week and personal pronoun 'I'	En1/3.4a i. Leave spaces between words ii. Join words and clauses using 'and' iii. Begin to punctuate sentences using a capital letter, full stop question mark and exclamation mark. iv. Use capital letters for people, places, days of the week and personal pronoun 'I'	En1/3.4a i. Leave spaces between words ii. Join words and clauses using 'and' iii. Begin to punctuate sentences using a capital letter, full stop question mark and exclamation mark. iv. Use capital letters for people, places, days of the week and personal pronoun 'I'				
Word Reading	Word Reading En1/2.1c Read accurately by blending sounds in unfamiliar words containing GPC's that have been taught. En1/2.1d Read Common Exception Words.	En1.2.1d Read common exception words, noting unusual correspondences between spelling and sound and where these occur in the word.	En1.2.1f Read other words of more than one syllable containing GPC's taught				
Comprehension	En1/2.2a ii. Be encouraged to link what they read or hear to their own experiences.	En1/2/2b iii. Discuss the significance of the events. v. Predict what might happen on the basis of what has been read so far.	En1/2/2a vi. Discuss word meanings, linking new meanings to words already known.				

Year 1 English Text drivers, Long Term Overview & Progression of skills - 23-24

Phonics Pearson							
Phonics							
Speaking & Listening	En1/1i Participate in discussions, presentations, performances, role-play, improvisations and debates.		En1/1k Consider other viewpoints, building on the contribution of others.		En1/1d Articulate and justify answers, arguments and opinions.		En1/1i Participate in discussions, presentations, performances, role-play, improvisations and debates.
Songs & Rhymes	Blue whale nursery rhyme	Blue whale nursery rhyme	I'm a penguin	The penguin dance	NATIVITY SONGS	NATIVITY SONGS	NATIVITY SONGS

Year 1 English Text drivers, Long Term Overview & Progression of skills - 23-24

<p>Spring 1 - 6 weeks Turrets & Tiaras/Dungeons & Dragons</p> 	Week 1	Week 2	Week 3	Week 4	Week 5	Week 6	Week 7
<p>TEXT DRIVER</p>	<p>The kiss that missed - David Melling Good night sleep tight - David Melling The 3 wishes - David Melling</p> 		<p>Castles - Collins Big Cat & Castles - Colin Thompson See inside castles Daynes & Hancock</p> 		<p>There is no dragon in this story - Lou Carter</p> 		<p>The Knight who wouldn't fight - Docherty</p> 
<p>Composition</p>	<p>DESCRIBE - Labels and captions - Label dragon and knight g e.g. big head, orange body, pointy ears. Adjectives to describe - labels. En1/3/3b Discuss what they have written with the teacher.</p>	<p>DESCRIBE - Descriptive phrases En1/3.3a i. Write sentences by: saying out loud what they are going to write about. ii. Composing a sentence orally before writing it. En1/3/3b Discuss what they have written with the teacher.</p>	<p>INFORM - Labels and captions En1/3.3a i. Write sentences by: saying out loud what they are going to write about. ii. Composing a sentence orally before writing it. En1/3/3b Discuss what they have written with the teacher.</p>	<p>INFORM - En1/3.3a i. Write sentences by: saying out loud what they are going to write about. ii. Composing a sentence orally before writing it. En1/3/3b Discuss what they have written with the teacher.</p>	<p>ENTERTAIN - Story mapping - Draw and label a story map to support oral retelling. En1/3.3a iii. Sequencing sentences to form short narratives. En1/3/3b Discuss what they have written with the teacher.</p>	<p>ENTERTAIN - Story sequencing En1/3.3a iii. Sequencing sentences to form short narratives. iv. Re-reading what they have written to check it makes sense. En1/3/3b Discuss what they have written with the teacher.</p>	<p>ENTERTAIN - Rhymes - writing rhymes - Match rhyming words to create couplets. En1/3/3c Read their writing aloud clearly enough to be heard by their peers and their teacher.</p>
<p>Example of outcomes</p>	<p>The dragon has blue scales and sharp claws.</p>	<p>The knight is kind when he saves the kiss. The knight is frightened because he thinks the dragon might eat him.</p>	<p>Label castle with key parts. The moat keeps people out. The turrets are for hiding behind.</p>	<p>The drawbridge can go up and down. The drawbridge protects the castle and stops enemies from getting in.</p>			




Year 1 English Text drivers, Long Term Overview & Progression of skills - 23-24

<p>Spelling</p>	<p>En1/3.1a i. Words containing phonemes already taught ii. Common Exception words</p>	<p>En1/3.1a i. Words containing phonemes already taught ii. Common Exception words</p>	<p>En1/3.1a i. Words containing phonemes already taught ii. Common Exception words</p>	<p>En1/3.1a i. Words containing phonemes already taught ii. Common Exception words</p>	<p>En1/3.1a i. Words containing phonemes already taught ii. Common Exception words iii. The days of the week</p>	<p>En1/3.1a i. Words containing phonemes already taught ii. Common Exception words iii. The days of the week</p>	<p>En1/3.1a i. Words containing phonemes already taught ii. Common Exception words Use knowledge of rhyme to help spelling - hand, band, sand,</p>
<p>Vocabulary, grammar and punctuation</p>	<p>En1/3.4a i. Leave spaces between words. ii. Join words and clauses using 'and' iii. Begin to punctuate sentences using a capital letter and a full stop.</p>	<p>En1/3.4a i. Leave spaces between words ii. Join words and clauses using 'and' Ext - when, because iii. Begin to punctuate sentences using a capital letter and a full stop. Appendix 2 vocab: Learn the term sentence.</p>	<p>En1/3.4a i. Leave spaces between words. ii. Join words and clauses using 'and' iii. Begin to punctuate sentences using a capital letter and a full stop. Appendix 2 vocab: Learn the terms punctuation, full stop.</p>	<p>En1/3.4a i. Leave spaces between words. ii. Join words and clauses using 'and' iii. Begin to punctuate sentences using a capital letter and a full stop. Appendix 2 vocab: Learn the terms punctuation, full stop.</p>	<p>En1/3.4a i. Leave spaces between words. ii. Join words and clauses using 'and' iii. Begin to punctuate sentences using a capital letter and a full stop. iv. Use capital letters for people, places, days of the week and personal pronoun 'I' Appendix 2 vocab: Learn the terms punctuation, full stop, text, pronoun.</p>	<p>En1/3.4a i. Leave spaces between words ii. Join words and clauses using 'and' iii. Begin to punctuate sentences using a capital letter and a full stop. iv. Use capital letters for people, places, days of the week and personal pronoun 'I' Appendix 2 vocab: Learn the terms punctuation, full stop, text, pronoun.</p>	<p>En1/3.4a i. Leave spaces between words ii. Join words and clauses using 'and' iii. Begin to punctuate sentences using a capital letter and a full stop. iv. Use capital letters for people, places, days of the week and personal pronoun 'I' Appendix 2 vocab: Learn the terms rhyme, repeat, repetition, pronoun</p>
<p>Word Reading</p>	<p>En1.2.1g Read words with contractions and understand that the apostrophe represents the missing letter.</p>		<p>En1/2.1a Apply phonic knowledge and skills as the route to decode words. En1/2.1b Respond speedily with the correct sound to grapheme for all 40+ phonemes. En1/2.1c Read accurately by blending sounds in unfamiliar words containing GPC's that have been taught. En1/2.1d Read Common Exception Words.</p>		<p>En1/2.1a Apply phonic knowledge and skills as the route to decode words. En1/2.1b Respond speedily with the correct sound to grapheme for all 40+ phonemes. En1/2.1c Read accurately by blending sounds in unfamiliar words containing GPC's that have been taught. En1/2.1d Read Common Exception Words.</p>		<p>En1/2.1a Apply phonic knowledge and skills as the route to decode words. En1/2.1b Respond speedily with the correct sound to grapheme for all 40+ phonemes. En1/2.1c Read accurately by blending sounds in unfamiliar words containing GPC's that have been taught. En1/2.1d Read Common Exception Words.</p>

Year 1 English Text drivers, Long Term Overview & Progression of skills - 23-24

Comprehension	En1/2.2c Participate in discussion about what is read to them, taking turns and listening to what others say.	En1/2.2c Participate in discussion about what is read to them, taking turns and listening to what others say.	En1/2.2c Participate in discussion about what is read to them, taking turns and listening to what others say.	En1/2.2c Participate in discussion about what is read to them, taking turns and listening to what others say.	En1/2.2a iii. Become very familiar with key stories, fairy stories and traditional tales, retelling them and considering their particular characteristics.	En1/2.2a iii. Become very familiar with key stories, fairy stories and traditional tales, retelling them and considering their particular characteristics.	En1/2.2a iv. Recognise and join in with predictable phrases. v. Learn to appreciate rhymes and poems and recite some by heart.
PEARSON PHONICS							
Speaking & Listening	En1/1a Listen and respond appropriately to adults and their peers. En1/1i Participate in discussions, presentations, performances, role-play, improvisations and debates.	En1/1a Listen and respond appropriately to adults and their peers. En1/1i Participate in discussions, presentations, performances, role-play, improvisations and debates.	En1/1a Listen and respond appropriately to adults and their peers. En1/1i Participate in discussions, presentations, performances, role-play, improvisations and debates.	En1/1a Listen and respond appropriately to adults and their peers. En1/1i Participate in discussions, presentations, performances, role-play, improvisations and debates.	En1/1a Listen and respond appropriately to adults and their peers. En1/1i Participate in discussions, presentations, performances, role-play, improvisations and debates.	En1/1a Listen and respond appropriately to adults and their peers. En1/1i Participate in discussions, presentations, performances, role-play, improvisations and debates.	En1/1a Listen and respond appropriately to adults and their peers. En1/1i Participate in discussions, presentations, performances, role-play, improvisations and debates.
Songs & Rhymes	There was a princess long ago https://www.youtube.com/watch?v=WMIzCy2qM2k	Dragon song (on system)	The king in the castle (Twinkl pack) https://www.twinkl.co.uk/resource/t-t-2566987-castles-and-knights-songs-and-rhymes-powerpoints-pack	Puff the magic dragon https://www.google.com/search?q=puff+the+magic+dragon&rlz=1C1GCEA_enGB894GB894&oq=puff+the+magic+dragon&aqs=chrome..69i57j46j0j46j0j46i0l2.5368j0j4&source=chrome&ie=UTF-8	Oh we are the princesses https://www.google.com/search?safe=strict&rlz=1C1GCEA_enGB894GB894&sxsrf=ALeKk01s7Qi2rJq9Zvi6rlGEBRkDuMFDhA%3A1588669048489&ei=eCqxXuy0HduQ1fAP_ras4A8&q=oh+we+are+the+princesses&og=oh+we+are+the+princesses&gs_lcp=CgZwc3ktYWlQAZiCCAA6BAgAEec6BAGjECc6CAGAEIMBEJECogUIABCDAToFCAAQkQI6BAgAEEM6BwgAEIMBEE M6BggAEBYQHIDK7QFYuJ0CYPeeAmgAcAF4AIABU4gB8gySAQIyNjgBAKA BAaoBB2d3cy13aXo&scient=psy-ab&ved=0ahUKEwjsOLOyrZzpAhVbSBUiHX4bC_wQ4dUDCAw&uact=5		

Year 1 English Text drivers, Long Term Overview & Progression of skills - 23-24

SPRING 2 - 7 Poles Apart TEXT DRIVER	Week 1	Week 2	Week 3	Week 4	Week 5	Week 6	Week 7
							
Composition	INFORM- Postcards	ENTERTAIN -	INFORM - Labels and captions for artefacts Use adjectives to describe	EXPLAIN/INFO RM - Information page	Inform - write a poem about an animal		
	To write a postcard home to say where they've been.			Create an information page about Antarctica for tourists - landscape, climate, Animals, People	1. Use an adjective and verb to describe an animal. 2. Use a repetitive structure to help me to write my poem.		
Spelling	En1/3.1c - Noun suffix i. Use the spelling rule for adding s as the plural marker for nouns and as the third person singular marker in verbs.	En1/3.1c - Noun suffix i. Use the spelling rule for adding es as the plural marker for nouns and as the third person singular marker in verbs. En1/3.1a iii. The days of the week	En1/3.1c - Verb suffix iii. Use ing where no change is needed in the spelling of root words.	En1/3.1c - Verb suffix iii. Use ed where no change is needed in the spelling of root words.	En1/3.1c - Verb suffix iii. Use er where no change is needed in the spelling of root words.	En1/3.1c - Verb suffix iii. Use est where no change is needed in the spelling of root words.	En1/3.1a i. Words containing phonemes already taught ii. Common Exception words

Year 1 English Text drivers, Long Term Overview & Progression of skills - 23-24









Handwriting & Presentation - Kinetic letters?	En1/2.2c Form capital letters.	En1/2.2c Form capital letters.	En1/2.2e Understand which letters belong to which handwriting 'families' and to practise these.	En1/2.2e Understand which letters belong to which handwriting 'families' and to practise these.	En1/2.2e Understand which letters belong to which handwriting 'families' and to practise these.	En1/2.2e Understand which letters belong to which handwriting 'families' and to practise these.	En1/2.2e Understand which letters belong to which handwriting 'families' and to practise these.
Vocabulary, grammar and punctuation	En1/3.4a i. Leave spaces between words ii. Join words and clauses using 'and' iii. Begin to punctuate sentences using a capital letter, full stop and exclamation mark. Appendix 2 vocab: Learn the terms; noun, suffix, singular, plural.	En1/3.4a i. Leave spaces between words ii. Join words and clauses using 'and' iii. Begin to punctuate sentences using a capital letter, full stop and exclamation mark. Appendix 2 vocab: Learn the terms; noun, suffix, singular, plural.	En1/3.4a i. Leave spaces between words ii. Join words and clauses using 'and' iii. Begin to punctuate sentences using a capital letter, full stop and question mark. Appendix 2 vocab: Learn the terms; verb and suffix.	En1/3.4a i. Leave spaces between words ii. Join words and clauses using 'and' iii. Begin to punctuate sentences using a capital letter, full stop and question mark. Appendix 2 vocab: Learn the terms; verb and suffix.	En1/3.4a i. Leave spaces between words ii. Join words and clauses using 'and' iii. Begin to punctuate sentences using a capital letter and full stop. Appendix 2 vocab: Learn the terms; adjective and suffix.	En1/3.4a i. Leave spaces between words ii. Join words and clauses using 'and' iii. Begin to punctuate sentences using a capital letter and full stop in extended pieces. Appendix 2 vocab: Learn the terms; adjective and suffix.	En1/3.4a i. Leave spaces between words ii. Join words and clauses using 'and' iii. Begin to punctuate sentences using a capital letter and full stop. Appendix 2 vocab: Revise the terms rhyme, repeat, repetition, pronoun
Word Reading	En1/2.1e Read words containing s endings.	En1/2.1e Read words containing es endings.	En1/2.1e Read words containing ing endings.	En1/2.1e Read words containing ed endings.	En1/2.1e Read words containing er endings.	En1/2.1e Read words containing est endings.	Revision
Comprehension	En1/2/2b iii. Discuss the significance of the events. v. Predict what might happen on the basis of what has been read so far.	En1/2/2b iii. Discuss the significance of the title. iv. Make inference on the basis of what is being said and done.	En1/2/2a vi. Discuss word meanings, linking new meanings to words already known.	Shared Read - The Egg, M.P.Robertson - ed endings.	En1/2/2a vi. Discuss word meanings, linking new meanings to words already known.	En1/2/2a i. Listen to and discuss non-fiction books that are beyond a level that are which they can read independently.	En1/2.2a iv. Recognise and join in with predictable phrases. v. Learn to appreciate rhymes and poems and recite some by heart.
Pearson Phonics							
Speaking & Listening	En1/1d Articulate and justify answers, arguments and opinions. En1/1i	En1/1d Articulate and justify answers, arguments and opinions. En1/1i	En1/1b Ask relevant questions to extend their understanding	En1/1b Ask relevant questions to extend their	En1/1b Ask relevant questions to extend their understanding and knowledge.	En1/1h Speak audibly and fluently with an increasing command	En1/1i Participate in discussions, presentations, performances,

Year 1 English Text drivers, Long Term Overview & Progression of skills - 23-24

	Participate in discussions and debates.	Participate in discussions and debates.	and knowledge. En1/1i Participate in discussions and debates.	understanding and knowledge. En1/1i Participate in discussions and debates.	En1/1i Participate in discussions and debates.	of Standard English. En1/1i Participate in performances.	role-play, improvisations and debates.
Songs & Rhymes	Who will fight the Dragon? (Twinkl pack) https://www.twinkl.co.uk/resource/t-t-2566987-castles-and-knights-songs-and-rhymes-powerpoints-pack		The Brave Knight (Twinkl pack) https://www.twinkl.co.uk/resource/t-t-2566987-castles-and-knights-songs-and-rhymes-powerpoints-pack		The Castle on the hill (Twinkl pack) https://www.twinkl.co.uk/resource/t-t-2566987-castles-and-knights-songs-and-rhymes-powerpoints-pack		

SUMMER 1 - 6 weeks How does your garden grow?	Week 1	Week 2	Week 3	Week 4	Week 5	Week 6	Week 7	Week 8
---	--------	--------	--------	--------	--------	--------	--------	--------

Year 1 English Text drivers, Long Term Overview & Progression of skills - 23-24

<p>TEXT DRIVER</p>	<p>Eddie's Garden - Sarah Garland</p>  <p>Lollipop & Grandpa's back garden safari - Harper & Jones</p> 		<p>Jack and the Beanstalk Traditional tale</p>  <p>Jim and the Beanstalk - Raymond Briggs</p> 		<p>Bee my Friend</p>  		<p>Oliver's Vegetables Vivien French Oliver's Fruit Salad - Vivien French</p>  	
<p>Composition</p>	<p>ENTERTAIN/INFORM What would you grow in your garden? Ella's garden etc Lists using adjectives - Juicy green apples Bright orange carrots</p>		<p>ENTERTAIN Retell</p>	<p>ENTERTAIN Rewrite xx and the Beanstalk</p>	<p>INFORM Information Fact File</p>		<p>INFORM Lists of vegetables, adjectives to describe</p>	<p>INFORM - A LETTER From Oliver to his mum telling what he has eaten at Grandad's house</p>
<p>Spelling</p>								
<p>Handwriting & Presentation - Kinetic letters?</p>								

Year 1 English Text drivers, Long Term Overview & Progression of skills - 23-24

Vocabulary, grammar and punctuation								
Word Reading								
Comprehension	There's a tiger in the garden - Stewart		The Enormous Potato - Aubrey Davis	Bonkers about Beetroot - Jones & Jevons	Shared Reading - My Diary of an Oak Tree, Oxford Literacy Web (on balcony) Use DK website alongside?			
Phonics 20-21- Phonics play plan with RWI	5c er, i (Alternative spelling)	5c zh, u (Alternative spelling)	5d	5d	5d	5d	5d	5d
Speaking & Listening								
Songs & Rhymes	Mary, Mary quite contrary how does your garden grow?	Find a little seed (Singup)			Growing plants song (Twinkl)			

Year 1 English Text drivers, Long Term Overview & Progression of skills - 23-24

SUMMER 2 - 7 weeks Things that grow - Marvellous Me!	Week 1	Week 2	Week 3	Week 4	Week 5	Week 6	Week 7	
TEXT DRIVER			The Growing Story - Krauss & Oxenbury 	Titch - Pat Hutchings 			Super duper You - Sophy Henn 	What makes me a me - Faulks & Tazzyman 
Composition	INSTRUCT Preparing a picnic - follow instructions to make a sandwich	INSTRUCT Preparing a fruit kebab - write own instructions	EXPLAIN When I was in YR I Now I can	EXPLAIN	ENTERTAIN/ DESCRIBE Sequence main parts of story; Write sequence of sentences describing how Big Bear helps Little Bear not be afraid.	ENTERTAIN/ INSTRUCT Write new instructions for how to help Little Bear not be afraid of the dark		
Spelling								

Year 1 English Text drivers, Long Term Overview & Progression of skills - 23-24

Handwriting & Presentation - Kinetic letters?								
Vocabulary, grammar and punctuation								
Word Reading								
Comprehension								
Phonics 20-21- Phonics play plan with RWI								
Speaking & Listening								
Songs & Rhymes	Every day I'm growing (Twinkl)				I've got fingers on my hands (Singup)			If you're happy and you know it