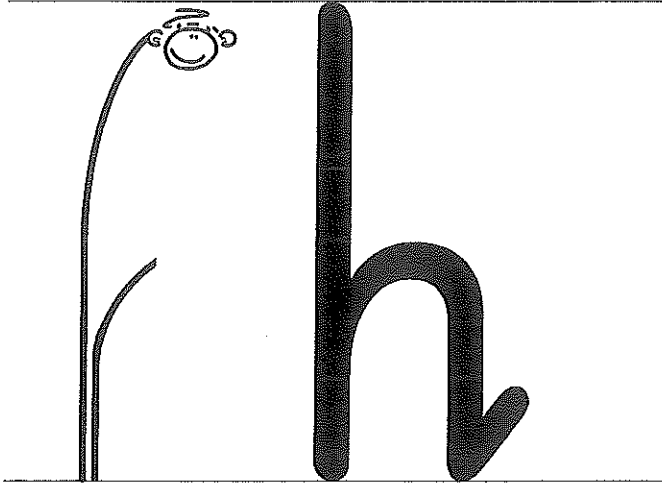


# Kinetic Letters®


## Jumper Family

h b r n m p



Down-bump,  
Back up,  
Push over,  
Down-bump,  
Flick

*Practise the letter on the lines below, starting alongside the tree.*




The full set of letter cards is available as a pack of playing cards.  
Details and downloadable instructions for games on [www.kineticletters.com](http://www.kineticletters.com).  
This sheet may be copied by the School for the sole purpose of sending to parents/guardians/carers of pupils in the School.

© Kinetic Letters 2016

# Kinetic Letters®


## Jumper Family

h b r n m p



Down-bump,  
Back up,  
Push over,  
Down-bump,  
Back up,  
Push over,  
Down-bump,  
Flick

*Practise the letter on the lines below, starting alongside the tree.*




The full set of letter cards is available as a pack of playing cards.  
Details and downloadable instructions for games on [www.kineticletters.com](http://www.kineticletters.com).  
This sheet may be copied by the School for the sole purpose of sending to parents/guardians/carers of pupils in the School.

© Kinetic Letters 2016


# Kinetic Letters®

Jumper Family

h b r n m p



Down-bump,  
Back up,  
Push over,  
Down-bump,  
Flick




The full set of letter cards is available as a pack of playing cards.  
Details and downloadable instructions for games on [www.kineticletters.com](http://www.kineticletters.com).  
This sheet may be copied by the School for the sole purpose of sending to parents/guardians/carers of pupils in the School.

© Kinetic Letters 2016

# Kinetic Letters®

## Jumper Family

h b r n m p



Down-bump  
Back up.  
Push over.

*Practise the letter on the lines below, starting alongside the tree.*

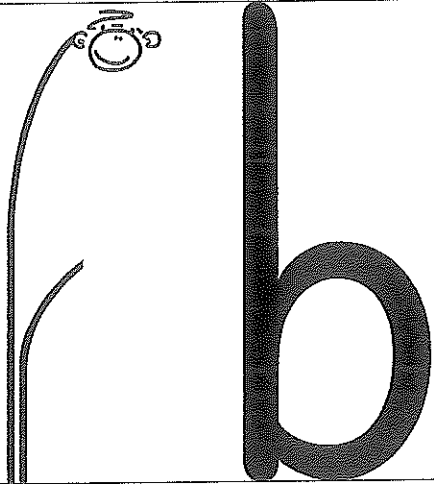


The full set of letter cards is available as a pack of playing cards.  
Details and downloadable instructions for games on [www.kineticletters.com](http://www.kineticletters.com).  
This sheet may be copied by the School for the sole purpose of sending to parents/guardians/carers of pupils in the School.

© Kinetic Letters 2016

# Kinetic Letters®

Jumper Family      h b r n m p



Down-bump,  
Back up,  
Push over,  
Pull in,  
And hug the tree

*Practise the letter on the lines below, starting alongside the tree.*




The full set of letter cards is available as a pack of playing cards.  
Details and downloadable instructions for games on [www.kineticletters.com](http://www.kineticletters.com).  
This sheet may be copied by the School for the sole purpose of sending to parents/guardians/carers of pupils in the School.

© Kinetic Letters 2016

# Kinetic Letters®

Jumper Family

h b r n m p



Down, on-down,  
Back up,  
Push (the cobwebs off),  
Pull in,  
And hug the tree.

*Practise the letter on the lines below,  
starting alongside the tree.*

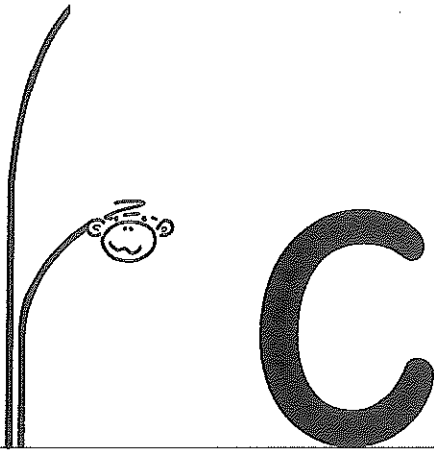
Three sets of handwriting practice lines. Each set consists of three horizontal lines. The first set has a small tree and monkey illustration on the left side. The second and third sets are blank.

The full set of letter cards is available as a pack of playing cards. Details and downloadable instructions for games on [www.kineticletters.com](http://www.kineticletters.com).  
This sheet may be copied by the School for the sole purpose of sending to parents/guardians/carers of pupils in the School.

© Kinetic Letters 2016

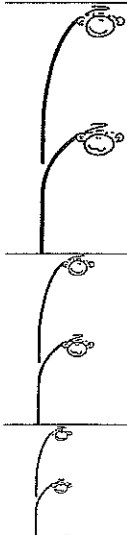
# Kinetic Letters®

## Abracadabra Family c a o d s q g



Pull around and  
Push (along the ground).

*Practise the letter on the lines below, starting alongside the tree.*




The full set of letter cards is available as a pack of playing cards.  
Details and downloadable instructions for games on [www.kineticletters.com](http://www.kineticletters.com).  
This sheet may be copied by the School for the sole purpose of sending to  
parents/guardians/carers of pupils in the School.

© Kinetic Letters 2016

# Kinetic Letters®

Abacadabra Family c a o d s q g



Pull around and  
Push (along the ground).

abracadabra

Up, (like a helicopter).

Down-bump, Flick.

*Practise the letter on the lines below, starting alongside the tree.*

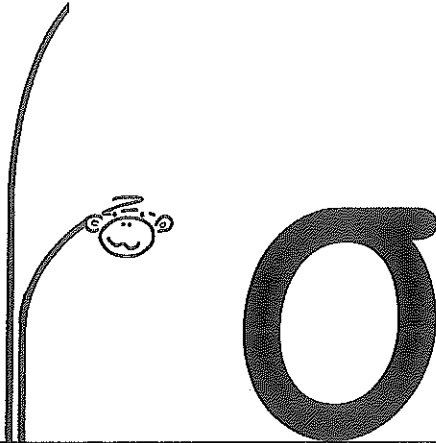
Three sets of horizontal lines for practicing the letter 'a'. Each set begins with a small tree-like structure on the left side, consisting of a vertical line that curves to the right at the top, ending in a small character with a smiling face and a hat. The lines are intended for writing the letter 'a' starting from the tree and moving to the right.

The full set of letter cards is available as a pack of playing cards.  
Details and downloadable instructions for games on [www.kineticletters.com](http://www.kineticletters.com).  
This sheet may be copied by the School for the sole purpose of sending to parents/guardians/carers of pupils in the School.

© Kinetic Letters 2016

# Kinetic Letters®

## Abracadabra Family c a o d s q g



Pull around and  
Push (along the ground).  
abracadabra  
On round and tiny Flick.

*Practise the letter on the lines below, starting alongside the tree.*


Four sets of handwriting practice lines. Each set consists of a top line, a middle line, and a bottom line. On the left side of each set, there is a small tree with a smiling face, positioned between the top and middle lines. The lines are intended for practicing the letter 'o'.

The full set of letter cards is available as a pack of playing cards.  
Details and downloadable instructions for games on [www.kineticletters.com](http://www.kineticletters.com).  
This sheet may be copied by the School for the sole purpose of sending to  
parents/guardians/carers of pupils in the School.

© Kinetic Letters 2016

# Kinetic Letters®

## Abacadabra Family c a o d s q g



Pull around and  
Push (along the ground).

abracadabra

Up, on-up.

Down-bump.

Flick.

*Practise the letter on the lines below, starting alongside the tree.*

Three sets of handwriting practice lines. Each set consists of three horizontal lines. On the left side of each set, there is a small illustration of a tree trunk and a monkey on a branch, similar to the one in the main illustration, to indicate the starting point for writing the letter 'd'.


The full set of letter cards is available as a pack of playing cards.  
Details and downloadable instructions for games on [www.kineticletters.com](http://www.kineticletters.com).  
This sheet may be copied by the School for the sole purpose of sending to parents/guardians/carers of pupils in the School.

© Kinetic Letters 2016

# Kinetic Letters®

## Abacadabra Family

c a o d s q




Pull around and  
Push (along the ground).

abracadabra

Up.

Down, on-down and  
Pull around (to catch  
the fish).

*Practise the letter on the lines  
below, starting alongside the tree.*




The full set of letter cards is available as a pack of playing cards.  
Details and downloadable instructions for games on [www.kineticletters.com](http://www.kineticletters.com).  
This sheet may be copied by the School for the sole purpose of sending to  
parents/guardians/carers of pupils in the School.

# Kinetic Letters®

## Abacadabra Family

c a o d s q g




Pull around and  
Push (along the ground).

abracadabra

Up.

Down, on-down and  
Flick (out the leaves).

*Practise the letter on the lines  
below, starting alongside the tree.*




The full set of letter cards is available as a pack of playing cards.  
Details and downloadable instructions for games on [www.kineticletters.com](http://www.kineticletters.com).  
This sheet may be copied by the School for the sole purpose of sending to  
parents/guardians/carers of pupils in the School.

© Kinetic Letters 2016

# Kinetic Letters®

## Abacadabra Family c a o d s q g

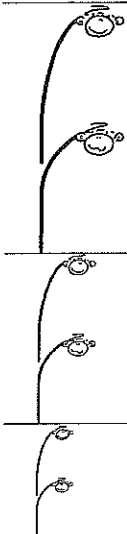


Pull around and  
Push.

abracadabra

Pull back (along the  
ground).

*Practise the letter on the lines below, starting alongside the tree.*




The full set of letter cards is available as a pack of playing cards.  
Details and downloadable instructions for games on [www.kineticletters.com](http://www.kineticletters.com).  
This sheet may be copied by the School for the sole purpose of sending to  
parents/guardians/carers of pupils in the School.

© Kinetic Letters 2016

# Kinetic Letters®

## Special Squirter e



Push across.  
Up  
Pull around  
And Push

*Practise the letter on the lines below, starting alongside the tree.*



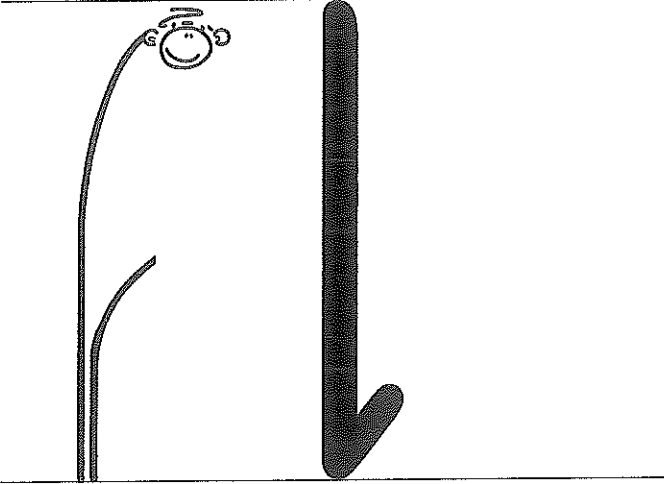
The full set of letter cards is available as a pack of playing cards.  
Details and downloadable instructions for games on [www.kineticletters.com](http://www.kineticletters.com).  
This sheet may be copied by the School for the sole purpose of sending to parents/guardians/carers of pupils in the School.

© Kinetic Letters 2016

# ƒ Kinetic Letters®

Window Cleaner family

l t i u



Down-bump,  
Flick (the water off).

*Practise the letter on the lines below, starting alongside the tree.*

Four sets of horizontal lines for handwriting practice. Each set begins with a small illustration of a window cleaner character on a curved pole, serving as a starting point for the letter 'f'.


The full set of letter cards is available as a pack of playing cards.  
Details and downloadable instructions for games on [www.kineticletters.com](http://www.kineticletters.com).  
This sheet may be copied by the School for the sole purpose of sending to parents/guardians/carers of pupils in the School.

© Kinetic Letters 2016

# Kinetic Letters®

## Window Cleaner family

l t i u



Down-bump,  
Flick (the water off).  
-pen off-  
Put on a dot.

*Practise the letter on the lines below, starting alongside the tree.*



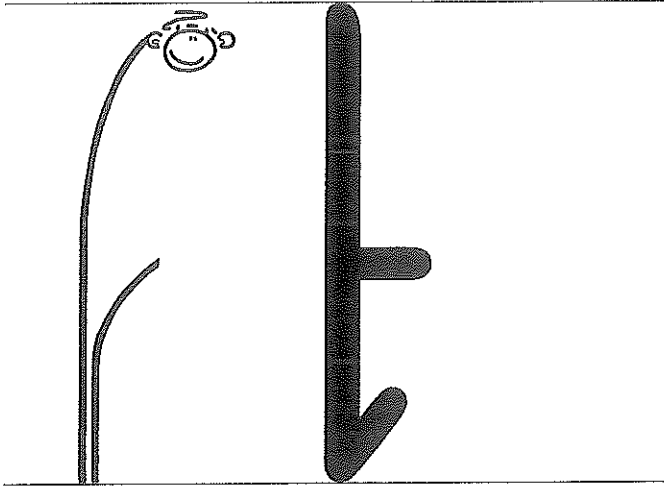
The full set of letter cards is available as a pack of playing cards.  
Details and downloadable instructions for games on [www.kineticletters.com](http://www.kineticletters.com).  
This sheet may be copied by the School for the sole purpose of sending to parents/guardians/carers of pupils in the School.

© Kinetic Letters 2016

# Kinetic Letters®

Window Cleaner family

l t i u



Down-bump,  
Flick (the water off).  
-pen off-  
Push a line across.

*Practise the letter on the lines below, starting alongside the tree.*

Three sets of handwriting practice lines. Each set consists of a top line, a middle line, and a bottom line. On the left side of each set, there is a small illustration of a tree branch with a window cleaner character at the top, serving as a starting point for writing the letter 'l'.


The full set of letter cards is available as a pack of playing cards.  
Details and downloadable instructions for games on [www.kineticletters.com](http://www.kineticletters.com).  
This sheet may be copied by the School for the sole purpose of sending to parents/guardians/carers of pupils in the School.

© Kinetic Letters 2016

# Kinetic Letters®

Window Cleaner family

l t i u



Down.  
Push (along the ground).  
Up, Down-bump.  
Flick (the water off).

*Practise the letter on the lines below, starting alongside the tree.*

Four sets of horizontal lines for practicing the letter 'u'. Each set begins with a small illustration of a window cleaner character at the top of the line, indicating the starting point for writing the letter.


The full set of letter cards is available as a pack of playing cards.  
Details and downloadable instructions for games on [www.kineticletters.com](http://www.kineticletters.com).  
This sheet may be copied by the School for the sole purpose of sending to parents/guardians/carers of pupils in the School.

© Kinetic Letters 2016

# Kinetic Letters®

## Fisher Family

y j f g



Pull around and  
Push (along the ground).


abracadabra

Up

Down, on-down and

Pull around (to catch the fish).

*Practise the letter on the lines  
below, starting alongside the tree.*




The full set of letter cards is available as a pack of playing cards.  
Details and downloadable instructions for games on [www.kineticletters.com](http://www.kineticletters.com).  
This sheet may be copied by the School for the sole purpose of sending to  
parents/guardians/carers of pupils in the School.

© Kinetic Letters 2016

# Kinetic Letters®


Fisher Family

y j f g



Down, on-down and  
Pull around (to catch the fish).  
*-pen off-*  
Put on a dot.

*Practise the letter on the lines  
below, starting alongside the tree.*




The full set of letter cards is available as a pack of playing cards.  
Details and downloadable instructions for games on [www.kineticletters.com](http://www.kineticletters.com).  
This sheet may be copied by the School for the sole purpose of sending to  
parents/guardians/carers of pupils in the School.

# Kinetic Letters®


Fisher Family

y j f g



Down,  
Push (along the ground).  
Up.  
Down, on-down and  
Pull around (to catch the fish).

*Practise the letter on the lines  
below, starting alongside the tree.*




The full set of letter cards is available as a pack of playing cards.  
Details and downloadable instructions for games on [www.kineticletters.com](http://www.kineticletters.com).  
This sheet may be copied by the School for the sole purpose of sending to  
parents/guardians/carers of pupils in the School.

© Kinetic Letters 2016

# Kinetic Letters®

Fisher Family

y j f g



Pull around.


Down, on-down and

Pull around (to catch the fish).

-pen off-

Push a line across.

*Practise the letter on the lines below, starting alongside the tree.*




The full set of letter cards is available as a pack of playing cards.  
Details and downloadable instructions for games on [www.kineticletters.com](http://www.kineticletters.com).  
This sheet may be copied by the School for the sole purpose of sending to parents/guardians/carers of pupils in the School.

© Kinetic Letters 2016

# Kinetic Letters®

## Slider Family

k v w x z



Slide down.  
Slide up.

*Practise the letter on the lines below, starting alongside the tree.*

Four sets of handwriting practice lines. Each set consists of a top line, a middle line, and a bottom line. On the left side of each set, there is a small tree with a monkey on a branch, serving as a starting point for writing the letter 'v'. The trees are positioned at the top line, the middle line, and the bottom line of each set.


The full set of letter cards is available as a pack of playing cards.  
Details and downloadable instructions for games on [www.kineticletters.com](http://www.kineticletters.com).  
This sheet may be copied by the School for the sole purpose of sending to parents/guardians/carers of pupils in the School.

© Kinetic Letters 2016

# Kinetic Letters®

## Slider Family

k v w x z



Slide down.  
Slide up.  
Slide down.  
Slide up.

*Practise the letter on the lines below, starting alongside the tree.*

Four sets of handwriting practice lines. Each set consists of a top line, a middle line, and a bottom line. On the left side of each set, there is a small tree with a monkey on a branch, positioned at the top line. The lines are intended for practicing the letter 'W'.

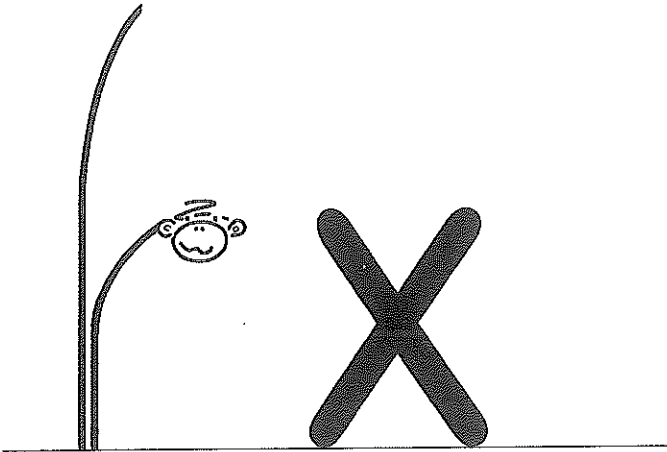
The full set of letter cards is available as a pack of playing cards.  
Details and downloadable instructions for games on [www.kineticletters.com](http://www.kineticletters.com).  
This sheet may be copied by the School for the sole purpose of sending to parents/guardians/carers of pupils in the School.

© Kinetic Letters 2016

# Kinetic Letters®

## Slider Family

k v w x z



Slide down.  
-pen off-  
Slide down.

*Practise the letter on the lines below, starting alongside the tree.*

Four sets of handwriting lines. Each set consists of a top line, a middle line, and a bottom line. On the left side of each set, there is a small tree with a character on a branch, serving as a starting point for writing the letter 'X'.


The full set of letter cards is available as a pack of playing cards.  
Details and downloadable instructions for games on [www.kineticletters.com](http://www.kineticletters.com).  
This sheet may be copied by the School for the sole purpose of sending to parents/guardians/carers of pupils in the School.

© Kinetic Letters 2016

# Kinetic Letters®

## Slider Family

k v w x z



Push across.  
Slide down.  
Push across.

*Practise the letter on the lines below, starting alongside the tree.*

Three sets of handwriting practice lines. Each set consists of a top line, a middle line, and a bottom line. On the left side of each set, there is a small tree with a monkey on a branch, positioned at the top line. The lines are intended for practicing the letter 'Z'.

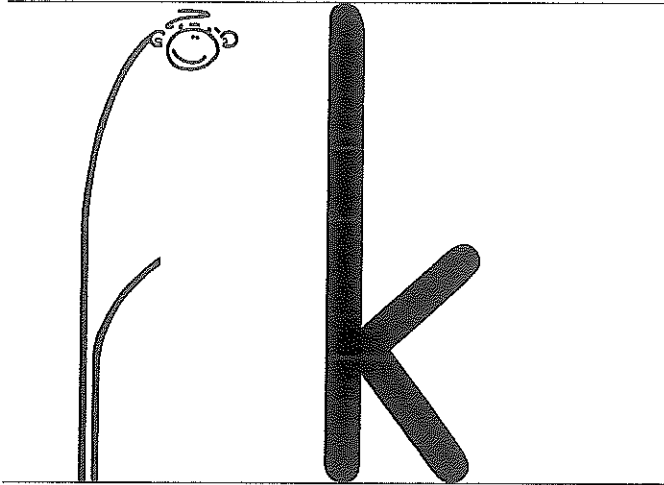
The full set of letter cards is available as a pack of playing cards.  
Details and downloadable instructions for games on [www.kineticletters.com](http://www.kineticletters.com).  
This sheet may be copied by the School for the sole purpose of sending to parents/guardians/carers of pupils in the School.

© Kinetic Letters 2016

# Kinetic Letters®

## Slider Family

k v w x z



Down-bump,  
-pen off-  
Slide in.  
Slide out.

Practise the letter on the lines below, starting alongside the tree.

Three sets of handwriting practice lines. Each set starts with a small tree illustration on the left side of the top line. The lines are horizontal and extend across the page.

The full set of letter cards is available as a pack of playing cards.  
Details and downloadable instructions for games on [www.kineticletters.com](http://www.kineticletters.com).  
This sheet may be copied by the School for the sole purpose of sending to parents/guardians/carers of pupils in the School.

© Kinetic Letters 2016