

YEAR 2 NEWSLETTER - Spring Term 2025



Welcome back!


We hope you have all had a good Christmas holiday and managed to take some time to relax and enjoy time with family and friends.

Our topic for the Spring Term is





This first half term we will be learning about keeping healthy through the PSHE and Science curriculum, finding out about exercise, eating, rest and cleanliness. The focus for this is getting healthy enough for a hike, based on the book 'Hike' by Pete Oswald. In our Geography lessons we will study maps of our local area and the area of Utah in America, where the hike in the book is set. We will learn about the terrain and physical (natural) and human features of the areas.

We have planned a celebration hike with parents and carers in Stoke Park woods to finish our theme. This will take place on **Wednesday 12th February** in the afternoon - more information shortly.



In the second half of term we will learn about famous nurses, including Florence Nightingale. This will be supported by a trip to Royal Victoria Country Park on **Tuesday 1st April** where Florence worked in the hospital that used to be on the site.

The books that we look at in our English work usually support our topic. We aim for a balance between new and classic heritage texts and a variety of male and female characters.

Weeks	Text for writing focus
1&2	 <p>Hike by Pete Oswald</p> <p>Writing focus: a postcard describing the scenery and telling of events on the hike</p>
3&4	 <p>How to Wash a Woolly Mammoth By Rachel Bright and Jim Field</p> <p>Writing focus: instructions for keeping clean</p>

5&6		Omari Bites Writing focus: a recipe
7&8		Florence Nightingale Writing focus: a glossary of words, a description of the hospital in Scutari
9&10		When I'm happy Writing focus: a feelings poem
11&12		Pumpkin Soup by Helen Cooper Writing focus: a letter

<p><u>Maths</u> Addition and subtraction Measurement - time and mass Fractions and geometry Multiplication and division Number and place value Statistics Calculating with money</p>	<p><u>Science</u> Continuation of Longitudinal study in the school grounds at different points in the year Materials - twisting, bending, squashing, stretching materials Forest School - Exploring our grounds and the woods. Looking at seasonal change to the plants and trees. Using maps to plan and follow a route.</p>	<p><u>Music</u> Spring 1 - Wispy Willow - Pitch - respond, recognise and identify higher and lower sounds use a range of untuned and tuned percussion instruments. Spring 2 - Man on the Moon - timbre - how sounds are made and can be used Texture - respond to and begin to recognise the different layers of sounds used in music</p>
<p><u>History</u> Lives of significant individuals of the past Compare aspects of life in the past Significant historical events, people and places in their own locality</p>	<p><u>Geography</u> Use atlases, globes, maps, compass directions, routes, aerial photographs to devise own maps. Compare areas of the UK with a non-European country</p>	<p><u>Personal, Social & Health Education</u> My Happy Mind Spring 1 - We will be learning about what our brain looks like and understanding ours and others emotions. Spring 2 - Celebrating who I am and building self-esteem in others</p>
<p><u>Art</u> Collage using paper Sewing</p>	<p><u>Design Technology</u> Food technology - chopping, grating, mixing, spreading - creating a healthy snack</p>	<p><u>Philosophy for Children</u> Deciding on a question Being involved in a discussion Putting a view across, agreeing and disagreeing</p>
<p><u>Physical Education</u> Real P.E - balance, balance skills Real Gym - co-ordination</p>	<p><u>Computing</u> Spring 1 - Online Safety Spring 2 - Purple Mash - emails</p>	<p><u>Religious Education</u> Spring 1 - Key events in the life of Jesus Spring 2 - Belief and Easter</p>

Kinetic Letter Handwriting

This term most children will begin to be taught how to join up their writing. We begin by joining pairs of letters together and then applying these to writing whole words. Here are some examples of the pairs of letters that we are joining. We will be applying this by writing words such as put, girl, but, sun, the.

	i	l	t	u
i	ii	il	it	iu
l	li	ll	lt	lu
t	ti	tl	tt	tu
u	ui	ul	ut	uu

Chart 1

	h	m	n	b	p	r
i	ih	im	in	ib	ip	ir
l	lh	lm	ln	lb	lp	lr
t	th	tm	tn	tb	tp	tr
u	uh	um	un	ub	up	ur

Chart 2



P.E. days

Tuesday morning

Thursday afternoon

(This is the same for all year 2 classes)

Please can you ensure that long hair is tied up on these days and earrings are removed or tape to cover is provided.

Thank you for reading this newsletter, and for your continued support of your child and us. Together we can help your children become successful, confident and independent learners.

The Year 2 Team

Squirrels class teachers and Year 2 leads - Miss Perkins and Miss Martin

Badgers class teacher - Ms Allen

Woodpeckers class teacher - Mr Kent