

Welcome To Year 2



Miss Perkins,
Mrs Wilson and
Mrs Hewlett



Ms Allen and
Miss Lowman



Mr Kent
and Miss Read

High Level Teaching Assistant - Ms Harding and Mrs Phillips
Learning Support Assistant across all 3 classes - Mrs Scott

Let's get organised!



- ▶ Time keeping and attendance
(Hampshire Policy -no holidays -fixed penalties)
Arrive 8:45-8:50 Collect at 3:20
- ▶ Uniform/PE Kit named - even shoes please!
- ▶ Slippers and wellies
- ▶ School dinners - meat or vegetarian choice.
- ▶ Healthy choices in lunchboxes - no nuts.
- ▶ Water only in bottles for class. Squash is allowed at lunch time.
- ▶ Book bags rather than backpacks please
- ▶ Books in book bags - not drinks bottles please
- ▶ Show and tell = Spotlight

Class Dojo



- ▶ Class Dojo allows us to send you photos and information about your child's learning either individually or as a whole class.
- ▶ We pride ourselves on having a good two way working relationship with all our parents in the school.
- ▶ Please feel free to send class teachers a message if there is anything you would like us to know, or if you have a question - preferably between 8:30 - 5:00
- ▶ Any urgent messages, please phone the school office.

Making the right choices?

Our Ranger Rules



We listen
We don't interrupt



We work hard
We don't waste our own or other's



We look after our property
We don't waste or damage things

We are honest
We don't cover up the truth



We are gentle
We don't hurt others



are kind and helpful
We don't hurt anybody's feelings



- ▶ Ranger Rules - When the children follow the rules, they will stay in the treehouse. If they do something exceptional then they may put their name on the bird and 'fly high'






Resourceful Beaver

Adaptable Spider



Naturally Curious Bear



Giggly Mouse



To be a good RANGER
you need to be.....

- Resourceful
- Adaptable
- Naturally Curious
- Giggle (a lot)
- Enthusiastic
- Resilient
- Safe

Enthusiastic Otter



Resilient Ant



Safe Snail



Celebrations



Dojo points

Children will collect Dojo points based on our Ranger Rules and Ranger Skills. These points work towards a 'special' certificate:

- * Red - 100
- * Yellow - 200
- * Green - 300
- * Bronze - 400
- * Silver - 500
- * Gold - 600
- * Ruby - 700
- * Diamond - 800
- * Platinum - 900
- * Head teacher's certificate - 1000

Other certificates:
Ranger of the Week

Stickers:

Best seat in the house

Awesome Author

Maths Magician

Visiting Mrs Charles or Mrs Brennan


Spin the Wheel

Class with most or improved regular readers

Classes with best attendance

An engaging curriculum

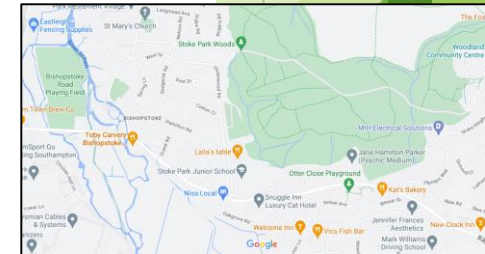

From the
Forest to
the Sea



Healthy
You,
Healthy
Me!



Our
Ever-changing
World!



Exciting hooks Cross curricular

Teaching and Learning



**Stoke Park
Infant School**



▶ **National Curriculum**

- ▶ All children are working towards the same end of year expectations
- ▶ All children work towards the same objective, with work being differentiated and adapted according to needs
- ▶ Children's learning is continually tracked to ensure every child makes progress in every lesson

A typical week in Year 2



Squirrels Weekly timetable Autumn 1: 4th September

= All 3 classes teach at same time



9.00 9.45 10.30 10.45 11.30 12.00 1.10 2.00 2.45

<u>Monday</u>	8:45 - 8:55 - Spelling 8:55 - 9:10 - Kinetic Letters (LSAs check reading diaries)	9:15-9:35 Assembly	9:40-10:30 Maths 1	10:30 - 10:45 Playtime (LSAs to read in YR)	10:45 - 11:15 Phonics	11:15-12:00 English 1	12.00 - Lunch 1:00 Drop Everything and Read (DEAR)	1:10 - 1:45 Guided Reading	1:45-2:45 Computing	2:50 Flip Back Floor Books	
<u>Tuesday</u>		9:00 - 9:45 PE	9:55-10:30 Guided Reading		10:45 - 11:15 Phonics	11:15-12:00 Maths 2		1:10 - 2:00 English 2	2:00 - 2:50 PSHE 1	2:55 Singing assembly	
<u>Wednesday</u> PPA pm		9:10-10:10 Maths 3	10:15 Open the Book		10:45 - 11:15 Phonics	11:15-12:00 English 3		1:10-1:45 Guided Reading	1:45-2:25 RE 1	2:25 - 3:10 Spotlight	3:10 Story
<u>Thursday</u>		9:00-10:00 Maths 4	10:00 Library		10:45 - 11:15 Phonics	11:15-12:00 English 4		1:10 - 1:45 Guided Reading	1:55-2:25 PE	2:30-3:15 Music 1	
<u>Friday</u>		9:10 - 9:35 Celebrati on Assembly	9:40-10:30 Maths 5		10:45 - 11:15 Phonics	11:15-12:00 Geography		1:10-1:45 Guided reading	1:45 - 2:30 Science 1	2:30 - 3:15 Art 1	

Bug Club Phonics walk-through for parents

Step 1: Firstly, go to www.activelearnprimary.co.uk

Click on the yellow Log in button and use your child's username, password and school code that the teacher provided



[Forgotten password?](#)

[Will it work on my computer?](#)

Once logged in you will be taken to the Pupil World homepage. This is where you can access all of the homework.



You will see there are several tabs at the top of the page: My Home, My Stuff, My Library, My Rewards, Log Out and Grown-Ups.

Use My Home to change the home page theme.

My Stuff is where any new homework gets sent to. The number displayed indicates how many pieces of homework have been allocated to your child.



Step 2: Open My Stuff to see what's been allocated



The eBooks homework will come under the Independent tab, click on this to bring up the homework. In this case 3 books have been allocated.

At the bottom of each book icon you can see a gold coin and a number. This number indicates how many coins the child will get for attempting every quiz activity and reading to the end of the book.

Handwriting – Kinetic Letters


Making Bodies Stronger



I can use my strong Table-writing position

My Writing Arm
rests on the table

©2020 Kinetic Letters® 11 PM-3273676-01 225 18 225



My Helping Hand
positions my work

My feet are flat
on the floor

Writing Position (Left-handed)

©Kinetic Letters 2020



I can organise my writing position



My Helping Hand can push my whiteboard to be under my Writing Hand and slope the board downhill

Writing Position (Right-handed)



I can organise my writing position



My Helping Hand can push my whiteboard to be under my Writing Hand and slope the board uphill

Pencil Pick Up Song

You get your

Holding Fingers ready

And pick your pencil up

You tip it back

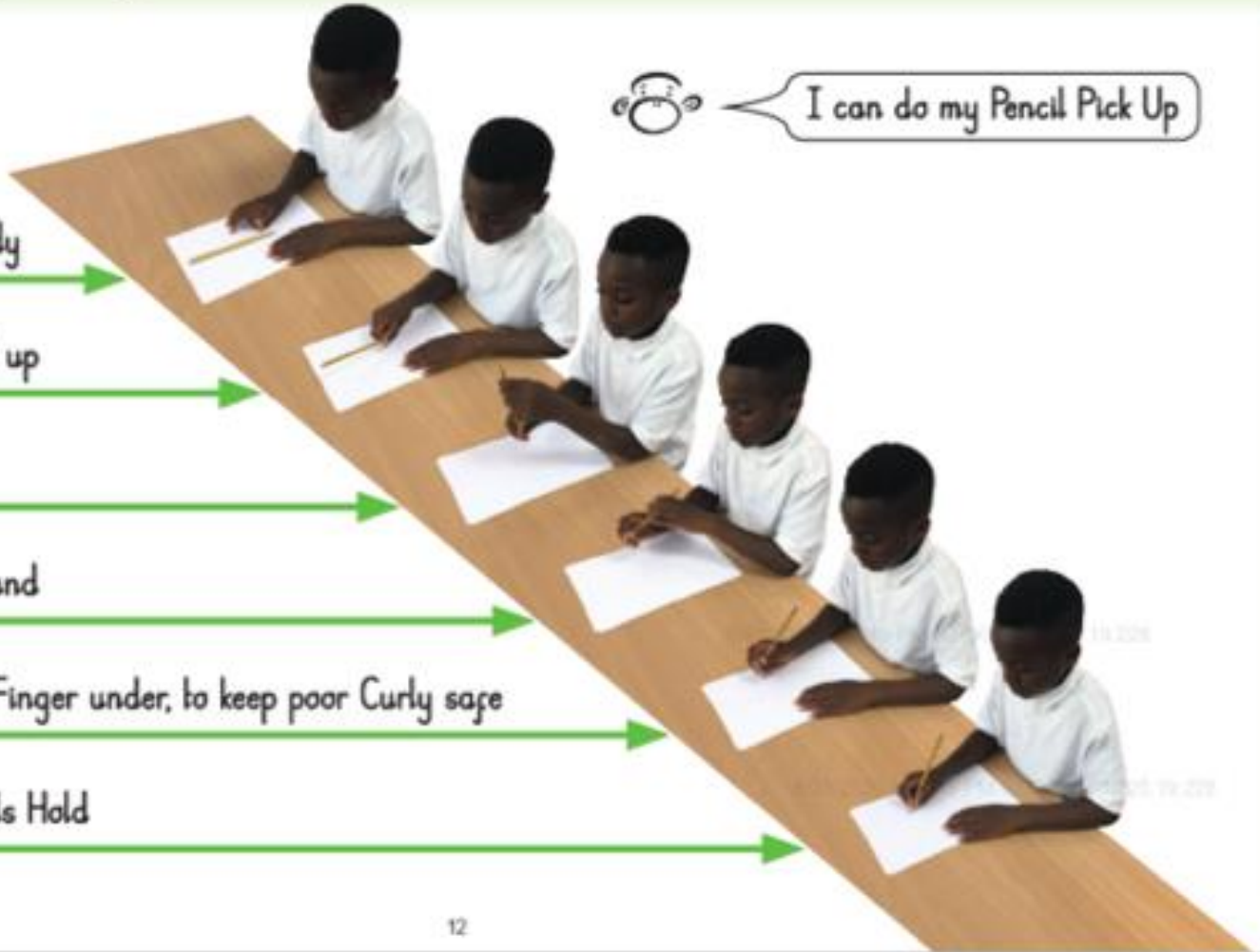
To lie across your hand

You put your Pillow Finger under, to keep poor Curly safe

That's your 3 Friends Hold



I can do my Pencil Pick Up



Pencil Checks

Holding Fingers opposite



I can touch my fingers to check

Can you see some green leaf?



Pillow Finger under



Pen back



Wrist bent



Hand rests down

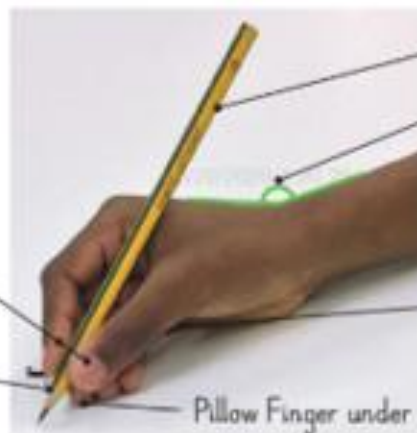


The 3 Friends Pencil Hold



I am right-handed

Holding Fingers opposite
Can you see some green leaf?



Pencil back
Wrist bent
Hand rests down
Pillow Finger under



I am left-handed

Pencil back
Wrist bent
Hand rests down

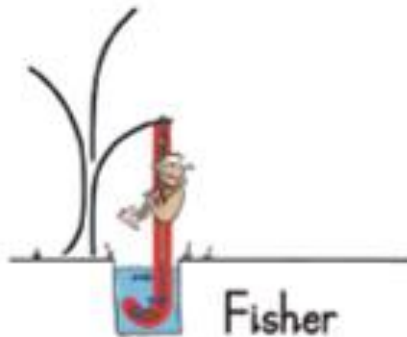


Pencil back
Wrist bent
Hand rests down
Pillow Finger under
Holding Fingers opposite
Can you see some green leaf?

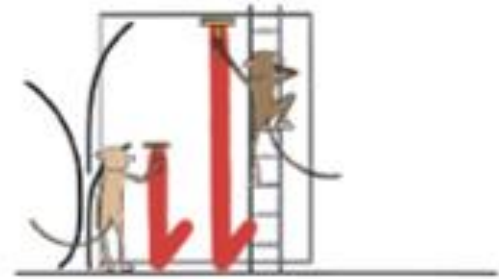
Letter Families - names



Jumper



Fisher



Window Cleaner



Abracadabra




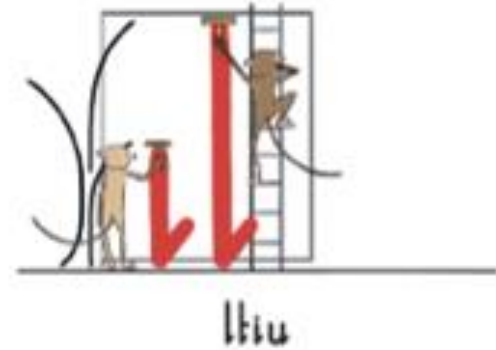
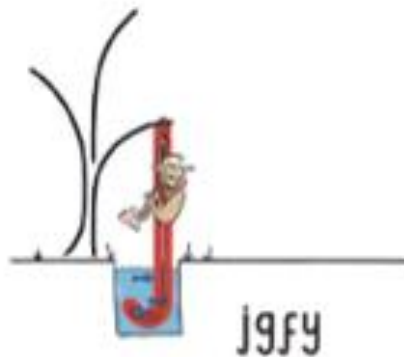
Squirter



Slider

©Kinec Letters® 2020

Letter Families - letters



Joining Letters

We will begin joining letters in with most children in July

Most letters join however, not all. We will give you more information nearer the time.

	i	l	k	u
e	ei	el	ek	eu
c	ci	cl	ck	cu
k	ki	kl	kk	ku

Chart 10

	j	y	f
l	lj	ly	lf
u	uj	uy	uf
i	ij	iy	if
k	kj	ky	kf

Chart 18

Forest School



- ▶ Takes place 1 afternoon or morning every 3 weeks
- ▶ Will take place in the local woods or school grounds
- ▶ Parent helpers are very welcomed - Please message Mrs Harrison on Class Dojo
 - ▶ Will require children to bring a warm waterproof coat, waterproof trousers, wellies, a warm set of home clothes to wear into the woods

Every child can read

- ▶ Children who are readers have better life chances - we want this for our children.
 - ▶ Developing a love of reading can be more important for a child's educational success than their family's socio-economic background.
 - The Organization for Economic Cooperation and Development
 - ▶ Young people who enjoy reading very much are nearly five times as likely to read above the expected level for their age compared with young people who do not enjoy reading at all.
 - Children's and Young People's Reading Today, National Literacy Trust, 2012¹

Phonic screening -

End of June if required

arrow

forest

wishing

brighter

glips



floost



splam



stribе



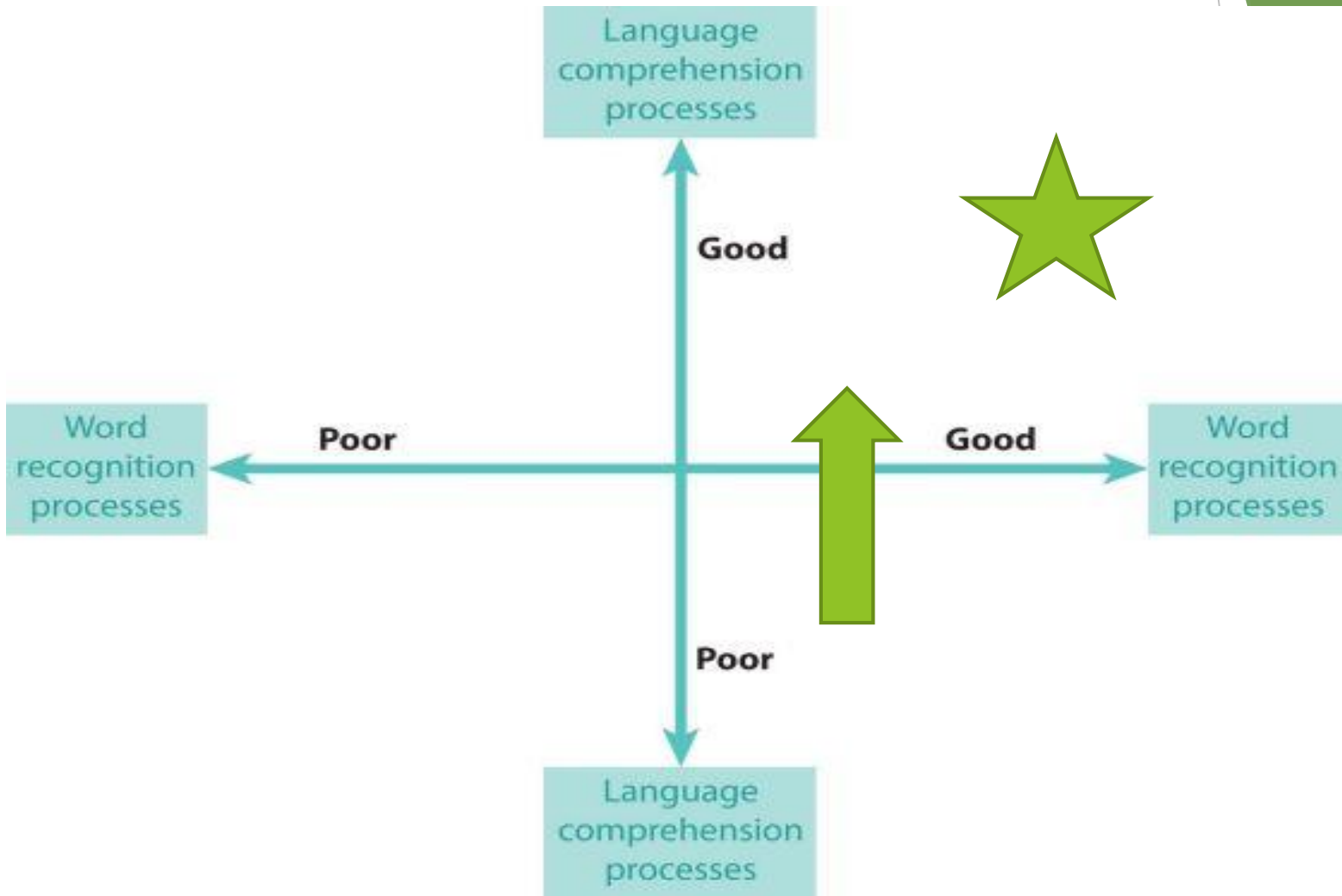
GOV.UK

Book Bands

- ▶ Banding is based on...
 - children reading 90-95% of the words fluently
 - vocabulary - unusual and challenging
 - page layout
 - complex story lines - more than one event
 - more characters
 - variety of language - adjectives, verbs, adverbs
 - comprehension and inference. Can your child infer meaning from the text and answer direct questions?
- ▶ By end of the year at least white and be able to fluently read at an average of 90 words per minute.
- ▶ Please read daily and tick in your child's reading diary.

Colour	School / Year Group Expectation
Lime	
White	End of Year 2
Gold	
Purple	
Turquoise	End of Year 1
Orange	
Green	
Blue	
Yellow	End of Reception
Red	
Pink (dark)	
Pink (light)	

The Simple View of Reading



End of Year 2 exemplification writing

Meet Fred. Fred loves to find things. one day Fred said to his mum I'm bored. GO INTO THE ATTIC! said his mum. And ^{so} he did. Fred went into the attic. ^{It} ~~it~~ was really dark in the attic and there were ^{very} deep holes in the floor. Just then some thing caught his eye. ^{It} ~~it~~ was some boxes on top of each other. One was long and one was fat and ~~the~~ the other was a silver case. Fred ~~took~~ ^{took} ~~took~~ ^{took} them all down stairs. ^{First} he opened the silver ^{one} which had wires in it. ^{Soon} ~~soon~~ he had opened all of them.

End of Year 2 exemplification writing at greater depth

Poppy and the beanstalk

Once upon a time there was a girl called Poppy who lived with her poor mum. They lived in a tumbledown, old and wooden house. They got their precious money by milking their old, spotty cow (Daisy).

Early the very next morning it was as sunny as a sunshine. That very particular day Poppy's mum asked Poppy, "Can you sell Daisy because she is too old and in return, ^{at} some money?"

"Sure," replied Poppy and set off in the dusty alleyway.

On the dusty alleyway she trotted, until she met a stranger.

"Who are you?" whispered the stranger.

"I am Poppy," suggested Poppy.


"It does not matter, anyway I will give you five magic seeds for your cow," announced the stranger. Poppy thought it was an extraordinary idea, so she agreed and took the five magic tiny seeds.

Later on she strode down the alleyway and finally arrived home. When she arrived, her mum was furious and she was so skubant with Poppy. She threw the beans out of the glass delicate window as fast as a cheerah.

What can you do to help at home?

Reading

- ▶ As a school we are asking parents to try their best to hear their child/ren at least 4 x reads a week.
- ▶ Dojo points, stickers and certificates for those children that do, up to 7 each week.



<u>Year 1 Common Exception words - to learn to read & spell</u>				
the	a	do	to	today
of	said	says	are	were
was	is	his	has	you
your	they	be	me	he
she	we	I	no	so
go	by	my	here	there
were	love	some	come	one
once	ask	friend	school	put
push	pull	full	house	our

The expectation is that children read 4 times a week at home with an adult.

WB:	Monday	Tuesday	Wednesday	Thursday	Friday	Saturday	Sunday
Please ✓ or initial							
Weekly learning objective:							
Date:	Comments:						

Year 1 and 2 Common Exception Words

Year 1

the	they	one
a	be	once
do	he	ask
to	me	friend
today	she	school
of	we	put
said	no	push
says	go	pull
are	so	full
were	by	house
was	my	our
is	here	
his	there	
has	where	
I	love	
you	come	
your	some	

Year 2

door	gold	plant	clothes
floor	hold	path	busy
poor	told	bath	people
because	every	hour	water
find	great	move	again
kind	break	prove	half
mind	steak	improve	money
behind	pretty	sure	Mr
child	beautiful	sugar	Mrs
children	after	eye	parents
wild	fast	could	Christmas
climb	last	should	everybody
most	past	would	even
only	father	who	
both	class	whole	
old	grass	any	
cold	pass	many	

Homework – 4th September - Look, say, cover, write, check

Look, say, cover, write, check is a method of learning spelling, where children study a word, say it aloud a few times, cover it up with a piece of paper or their hand and then write the spelling next to the original word. Please can children practise spelling these words each day for 5 days. Send us a photo of this completed homework via Dojo and we will give you 1 Dojo point. 1 extra Dojo for neat presentation – one word written neatly in each box, with children using their best handwriting.

Spelling Sentences

	1 st attempt	2 nd attempt	3 rd attempt	4 th attempt	5 th attempt
<u>oh</u>	_____	_____	_____	_____	_____
<u>their</u>	_____	_____	_____	_____	_____
<u>people</u>	_____	_____	_____	_____	_____
<u>phonics</u>	_____	_____	_____	_____	_____
<u>phone</u>	_____	_____	_____	_____	_____
<u>alphabet</u>	_____	_____	_____	_____	_____
<u>where</u>	_____	_____	_____	_____	_____
<u>which</u>	_____	_____	_____	_____	_____
<u>when</u>	_____	_____	_____	_____	_____
<u>while</u>	_____	_____	_____	_____	_____

- ▶ Spellings will be sent home on a Friday with words to practise.
- ▶ Once the sheet is complete please send a photo of it on your child's Dojo portfolio or bring it into school, and 1 home learning dojo will be awarded - plus a possible bonus Dojo for neat presentation/handwriting.
- ▶ Spellings will be practised in school and at home.
- ▶ Over-learning is really important at this age, especially for words such as "said" and "very" as we don't want bad spelling habits appearing. The English language is very complicated!

Stop and stay reading - Monday 3pm

(this will count as one of your reads)

If you would like to volunteer in class or behind the scenes please let us know.

- This may include - reading common exception words, reading books on Bug Club, maths games, helping with forest school/walks/trips, cutting and laminating, displays in school etc.

(A DBS would need to be completed)

We hope that your child has
a brilliant time in Year 2
and we look forward to
working with you and your
child this year.

