




Our texts are:



Communication and Language

We will talk in complete sentences to articulate our own ideas. Use new vocabulary and retell known stories by: Sharing our ideas with others and contributing to whole class, group and paired discussions. We will discuss stories and make predictions, and share our thoughts about new life and Easter.

Maths

We will recognise, count and order numbers to at least 10. We will begin to add and subtract within 10. We will compare the weight and capacity of objects by:
 We will explore different ways to make amounts to 10 and add small amounts together. We will develop our understanding of number bonds to 10.
 We will know the names of some 3d shapes - cone, cylinder, cube, cuboid, sphere and square-based pyramid.

Personal, Social and Emotional

We will continue to talk about and recognise feelings. We will begin to think about others and how our actions can affect those around us by: Through circle times, My Happy Mind and P4C we can talk about our feelings and views using our feelings chart. Revisit and follow the Ranger Rules and talk about the things that we are good at.

Literacy

We will know most of our Phase 3 sounds(phonemes) and blend these to read words. We will use our phase 2 and phase 3 sounds to spell simple words to write captions and sentences. We will learn to read and spell phase 2 and 3 tricky words. We will be able to sequence a well-known story by:
 Taking part in daily phonics and handwriting sessions, guided reading sessions, reading simple words and phrases in Explore and Challenge time. Creating story maps, retelling known stories and writing simple sentences to match their ideas or pictures.

Physical

We will continue to develop our fine motor control to support handwriting, forming most letters correctly. Recognise and talk about some of the things we need to do in order to keep ourselves healthy by:
 Exploring the movements related to each group of letters, linked to the Kinetic letters program.
 We will continue to develop our agility, balance and co-ordination through our PE lessons.

Understanding our World

We will be learning about animals, thinking about how to describe them, look after them, their habitats and lifecycles by:
 Exploring, contributing to P4C sessions, thinking about questions like, would a shark make a good pet? While in RE we will be exploring New Life.
 We will explore animals in our local area - field, pond and wooded areas. We will have eggs and baby chicks coming to school!
 Share texts about animals - including Non-fiction

Key Vocabulary

Happy breathing	A My Happy Mind technique that we teach the children to help to calm themselves and feel happy and settled. They breath in through the nose and out through the mouth. This can be done anywhere and at any time. https://www.youtube.com/watch?v=qTN_MtV5TFw
Habitat	A home for an animal or plant. It usually includes a community of animals, plants, water, oxygen, soil or sand and rocks.
Life Cycle	The different stages of a living thing
3d shape names	Cube, cuboid, cone, sphere, square-based pyramid
face	A flat surface of a 3d shape

Expressive Arts and Design

We will learn how to manipulate playdough and clay to create an animal by rolling, pinching and using different tools.
 When drawing or painting our pictures will have form and we will think carefully about the shapes and lines that we use. We will learn how to identify and make high and low sounds with percussion instruments.by:
 Our weekly art lessons with direct teaching sessions and opportunities in Explore and Challenge time to practise these skills.
 Incy, Wincy Spider Hampshire Music Unit

Year R, Spring Term 2 - All creatures great and small

Welcome back!

We hope you all had a lovely half term break; the children have enjoyed telling us about some of the things they have been up to. For the rest of the term we will be continuing to look animals, developing our understanding of life cycles and habitats.

Dates for your Diary:

Thursday 5th March - SPIS World Book Day - Dress as a word!
Wednesday 1st & Thursday 19th March - Parent's evenings

To support your child's learning at home you could:

Personal, Social and Emotional - Talk about how you are feeling, ask your child how they feel about something. Encourage them to use words such as happy, excited, nervous, worried etc. Reinforce these feelings when sharing stories, talking about the characters feelings.

Communication and Language - Encourage your child to speak in full sentences at all times. Model to them how to speak in full sentences/ Encourage good manners - please and thankyou and excuse me. Play games where they ask you a question e.g. What is your favourite food/colour/animal. This is good preparation for the Spotlight sessions they will do in Year one.

Physical - Practise the letters sent home in the booklet given out at the first parents evening You can practise these in different ways e.g. lentils in a baking tray, paintbrushes and water outside, shaving foam or chalk or sand. Use different coloured pens and crayons.

Literacy - Share books every day and ask your child what they think might happen next. Don't forget to tick the reading diary at least four times per week. Log in to Bug Club and complete the games and allocated reading books. Read the sheet sent home each week to reinforce the phonics taught that week at school. Keep paper and pencils available so they can be used with your child's play. Use magnetic letters to make simple words. Encourage labelling, writing a caption, or writing a speech bubble for their pictures. Encourage your child to say the word they want to write out loud, then segment the sounds into and then write the letters. Encourage them to say and write sentences.

Maths - Count out amounts from a large group and count given amounts. What different ways can we make 8, 9, 10? Recall the number that is 1 more or 1 less to 10.

Knowledge and Understanding

Look out for different animals, insects when out and about, go on a bug hunt, see if you can find out what the insect/animal is called by looking in books or on the internet.

Expressive Arts and Design - Draw or paint pictures. Think about what you are drawing or painting before you start. Have a look online for some 'how to draw for children' Can you hear high and low sounds in songs? Use playdough to make animals. Encourage rolling, pinching and marking with tools.

